

INSTALLING ZOOM ON YOUR COMPUTER

Before the first seminar begins, open up your confirmation email. It should look like this:

Zoom Tutorial Confirmation ▷ Inbox × 🖨

 **Michael Berkowitz** <no-reply@zoom.us> Wed, Apr 22, 11:20 AM (1 day ago) ★ ⏪ ⋮
to Michael ▾



BRIDGE with LARRY COHEN
"Best of the Best" www.larryco.com

Hi Michael Berkowitz,

Thank you for registering for "Zoom Tutorial".

Please submit any questions to: michael@larryco.com


Date Time: Apr 22, 2020 12:00 PM Mountain Time (US and Canada)


Join from a PC, Mac, iPad, iPhone or Android device:
[Click Here to Join](#)
Note: This link should not be shared with others; it is unique to you.
Password: 055508
[Add to Calendar](#) [Add to Google Calendar](#) [Add to Yahoo Calendar](#)



You are going to click on the "Click here to join link"

Zoom Tutorial Confirmation ▷ Inbox × 🖨

 **Michael Berkowitz** <no-reply@zoom.us> Wed, Apr 22, 11:20 AM (1 day ago) ★ ⏪ ⋮
to Michael ▾



BRIDGE with LARRY COHEN
"Best of the Best" www.larryco.com


Hi Michael Berkowitz,

Thank you for registering for "Zoom Tutorial".

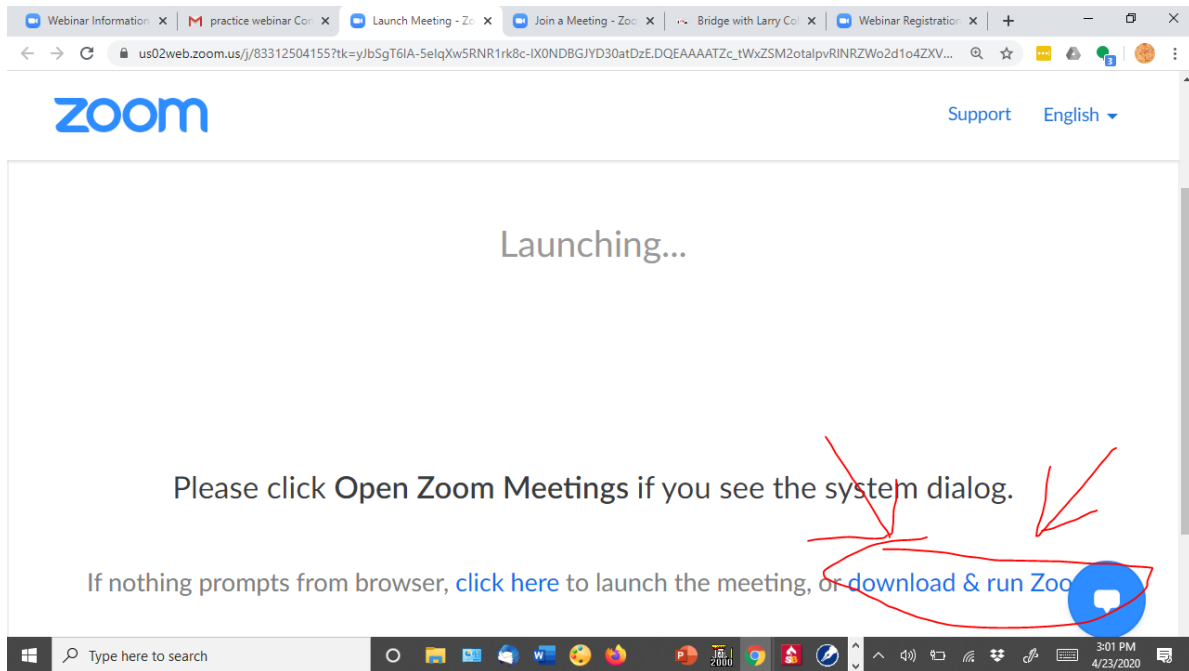
Please submit any questions to: michael@larryco.com

Date Time: Apr 22, 2020 12:00 PM Mountain Time (US and Canada)

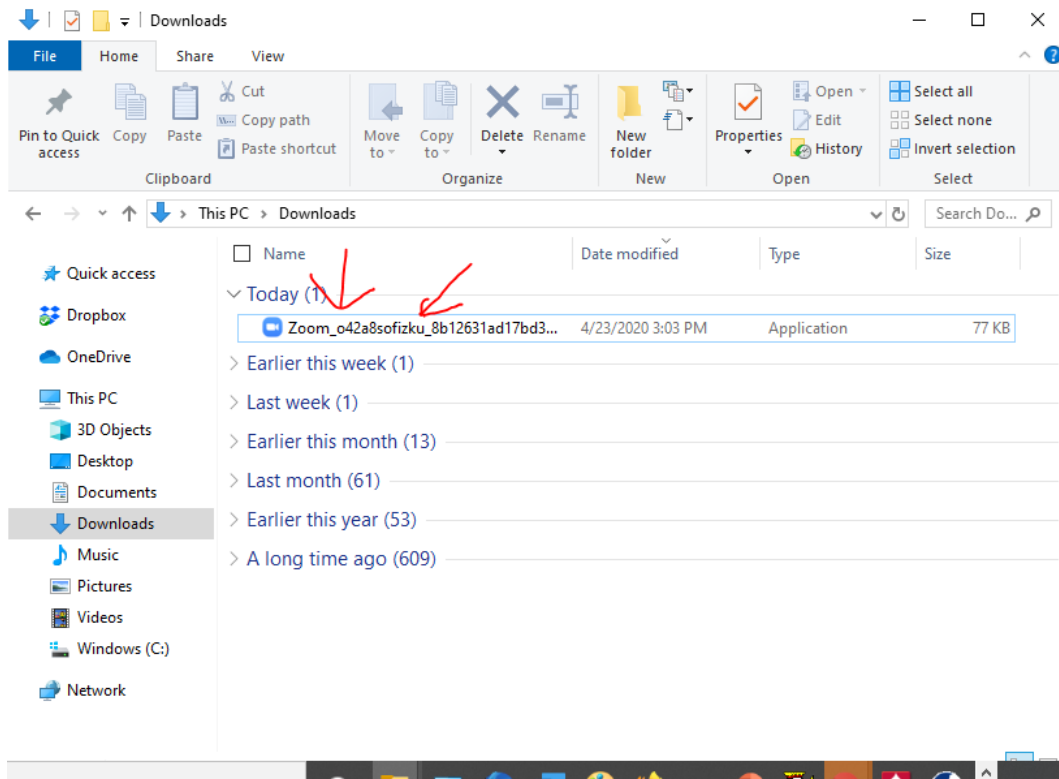
Join from a PC, Mac, iPad, iPhone or Android device:
[Click Here to Join](#) ←
Note: This link should not be shared with others; it is unique to you.
Password: 055508
[Add to Calendar](#) [Add to Google Calendar](#) [Add to Yahoo Calendar](#)



Zoom will launch. It may download an installer automatically. If not click here:



Once you click that. The installer will be in your downloads. Run the installer by double clicking it.



Now you're all set. At the time of the seminar, you'll click on the same link from the registration email that you did at the start here.